

TO: Village Council

FROM: Scot F. Lahrmer, Village Manager

DATE: June 3, 2015

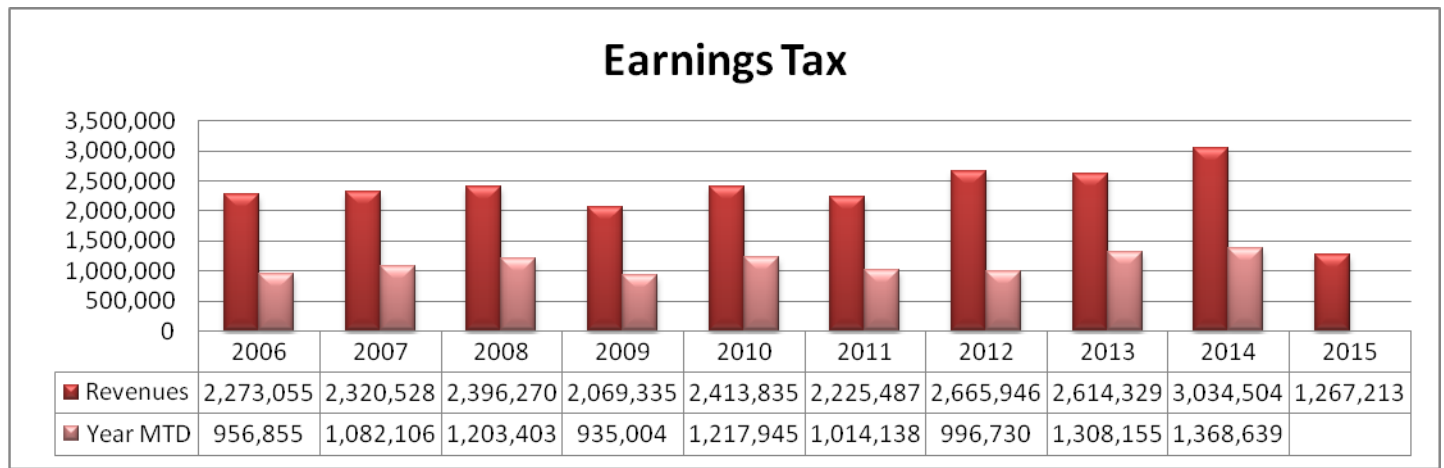
RE: Finance Report for April, 2015

The UAN report has been included in your packet. Some of the highlights from the General Fund have been summarized and described below:

General Fund Revenue

Earnings Tax

Earnings Tax collections for the month of April totaled \$702,726. This is down 3.2% from April 2014's collection of \$726,316. Our year to date of collection of earnings tax is \$1,267,213 which is down 7.4% compared to last year. Earnings tax continues to be the Village's primary revenue source. This chart shows how the earnings tax has tracked since 2006 and also reflects the amount collected year to date for each of the last 9 years. The earnings tax collection estimate for 2015 is \$2,800,000.

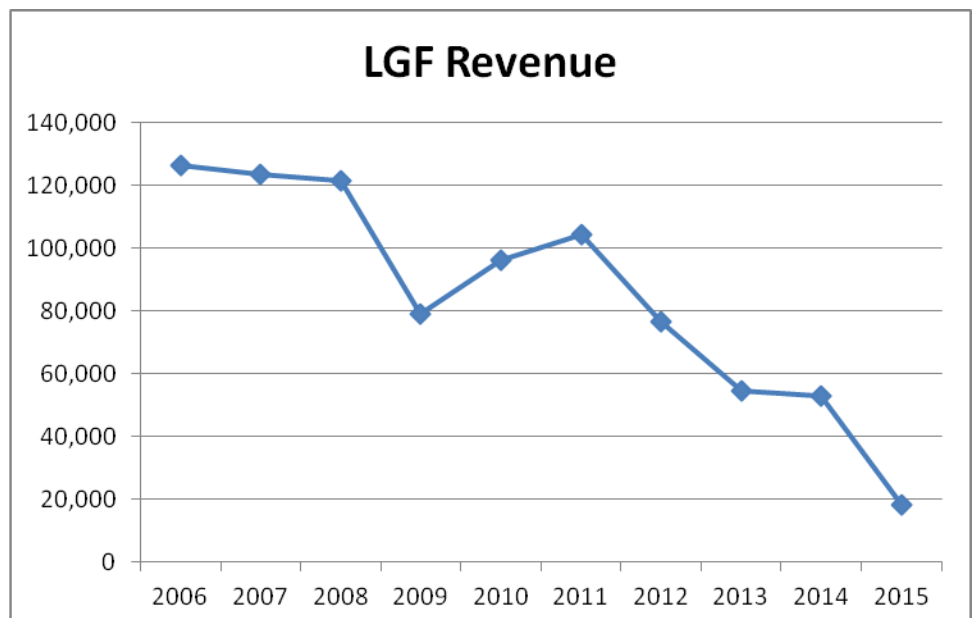


Property Tax

The Village collected \$503,200 of real estate and property taxes during April.

Local Government Fund

The Local Government Fund netted \$4,031 for April. The graph highlights the LGF Revenue for the years 2006-April 2015. The projection for 2015 is \$54,524.



General Fund Summary

Revenue for the month of April totaled \$1,263,860.

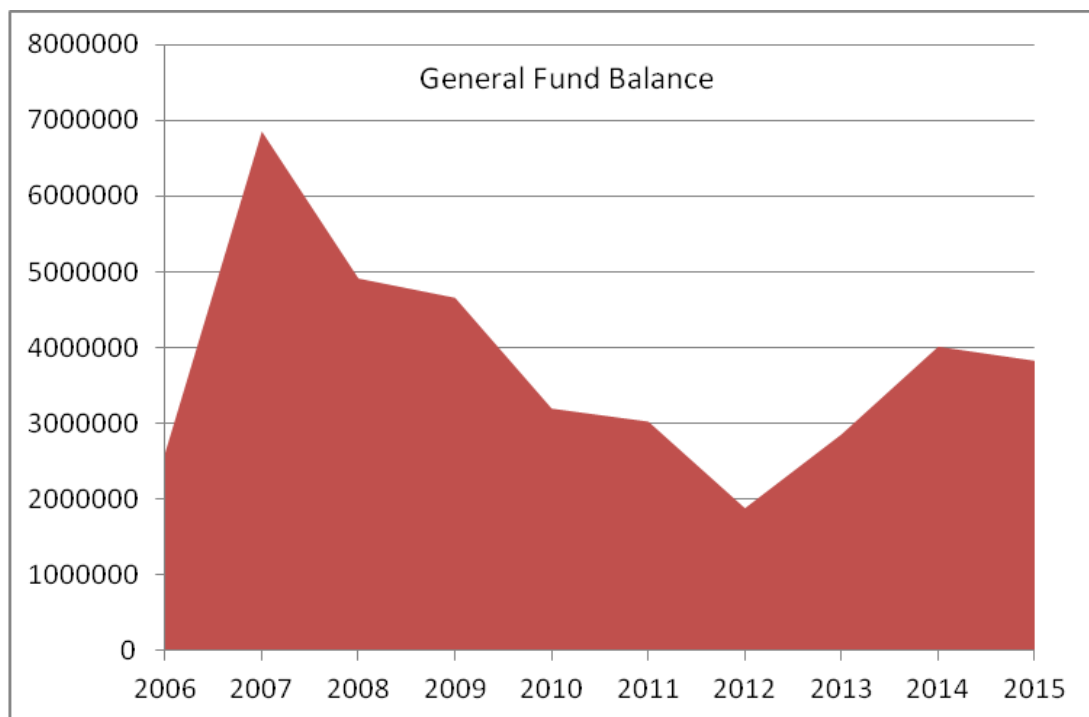
2015 Earnings Tax Estimate:	\$2,800,000	
Earnings Tax Collected (as of 4/30/15)	\$1,267,215	45.25% collected

2015 Revenue Estimate:	\$4,478,725	
Revenue Collected (as of 4/30/15)	\$1,996,241	44.57% collected

Expenses for April totaled:	\$ 380,593	
-----------------------------	------------	--

2015 Budget:	\$4,268,936	
Expenditures (as of 4/30/15)	\$1,485,266	33.51% spent

The unencumbered General Fund balance as of the end of April is \$3,825,971.



If you have any questions, please let me know.

Fund Summary

April 2015

UAN v2015.3

Fund #	Fund Name	Starting Fund Balance	Month To Date Revenue	Year To Date Revenue	Month To Date Expenditures	Year To Date Expenditures	Ending Fund Balance	Current Reserve for Encumbrance	Unencumbered Fund Balance
1000	General	\$3,732,657.00	\$1,263,860.56	\$1,996,241.18	\$380,593.90	\$1,485,266.36	\$4,615,923.66	\$789,952.63	\$3,825,971.03
2011	Street Construction, Maint. and Repair	\$399,125.24	\$16,385.81	\$67,318.06	\$0.00	\$23,113.80	\$415,511.05	\$20,345.13	\$395,165.92
2051	Federal Grant	\$206.00	\$0.00	\$0.00	\$0.00	\$0.00	\$206.00	\$0.00	\$206.00
2091	Law Enforcement Trust	\$12,996.92	\$666.00	\$1,994.00	\$0.00	\$0.00	\$13,662.92	\$0.00	\$13,662.92
2131	Police Disability and Pension	\$5,181.95	\$22,276.64	\$22,335.81	\$333.06	\$3,703.64	\$27,125.53	\$0.00	\$27,125.53
2901	MAYOR'S COURT COMPUTER FUND	\$2,551.85	\$850.00	\$3,030.00	\$0.00	\$10,013.50	\$3,401.85	\$0.00	\$3,401.85
2902	POLICE LEVY FUND	\$11,754.17	\$742,804.33	\$742,830.02	\$88,903.48	\$201,539.52	\$665,655.02	\$17,130.99	\$648,524.03
2903	PSAP 911 FUND	\$25,162.58	\$3,693.83	\$7,654.83	\$1,000.00	\$4,000.00	\$27,856.41	\$8,000.00	\$19,856.41
2904	EMPLOYEE SEVERANCE FUND	\$34,010.49	\$0.00	\$0.00	\$0.00	\$0.00	\$34,010.49	\$0.00	\$34,010.49
2905	WE THRIVE GRANT FUND	\$4,841.85	\$0.00	\$0.00	\$0.00	\$0.00	\$4,841.85	\$2,000.00	\$2,841.85
2906	NATURE WORKS GRANT	\$0.00	\$0.00	\$0.00	\$0.00	\$0.00	\$0.00	\$0.00	\$0.00
3101	Bond Retirement	\$0.00	\$0.00	\$0.00	\$0.00	\$0.00	\$0.00	\$0.00	\$0.00
4901	CAPITAL PROJECTS	\$298,477.00	\$0.00	\$0.00	\$0.00	\$0.00	\$298,477.00	\$17,135.00	\$281,342.00
4902	Capital Projects-PUBLIC FACILITIES	\$24,103.73	\$0.00	\$0.00	\$0.00	\$0.00	\$24,103.73	\$24,100.00	\$3.73
4903	Capital Projects-VILLAGE LAND	\$1,204.12	\$0.00	\$0.00	\$0.00	\$0.00	\$1,204.12	\$0.00	\$1,204.12
5901	STORM WATER UTILITY	\$605,582.85	\$152.58	\$79,186.27	\$1,150.21	\$53,858.63	\$604,585.22	\$256,753.69	\$347,831.53
9101	Unclaimed Monies	\$14,518.53	\$0.00	\$0.00	\$0.00	\$0.00	\$14,518.53	\$0.00	\$14,518.53
9901	MAYOR'S COURT Agency	\$9,248.52	\$14,686.00	\$44,730.40	\$11,446.00	\$41,806.40	\$12,488.52	\$255.00	\$12,233.52
9902	EMPLOYEES HEALTH INSURANCE Agency	\$0.00	\$4,225.80	\$16,497.44	\$4,225.80	\$16,649.68	\$0.00	\$0.00	\$0.00
9903	VALLEY BAND ESCROW	\$26,206.61	\$0.00	\$0.00	\$0.00	\$1,517.25	\$26,206.61	\$0.00	\$26,206.61
9904	Kenwood SWJEDZ Agency	\$46,423.61	\$80,773.82	\$292,204.68	\$35.25	\$211,680.59	\$127,162.18	\$308.80	\$126,853.38
9905	Kenwood SWJEDZ Escrow Agency	\$14,283.95	\$0.00	\$0.00	\$0.00	\$663.00	\$14,283.95	\$0.00	\$14,283.95
9906	Kenwood SWJEDZ Long-Term Maint. Agency	\$7,500.00	\$0.00	\$0.00	\$0.00	\$480.13	\$7,500.00	\$0.00	\$7,500.00
Report Total:		<u>\$5,276,036.97</u>	<u>\$2,150,375.37</u>	<u>\$3,274,022.69</u>	<u>\$487,687.70</u>	<u>\$2,054,292.50</u>	<u>\$6,938,724.64</u>	<u>\$1,135,981.24</u>	<u>\$5,802,743.40</u>